



WWW.GEWISS.COM

GEWISS















Table of Contents

DomoticsPowerBuilding.pdf - page276	3
DomoticsPowerBuilding.pdf - page277	4
DomoticsPowerBuilding.pdf - page278	5
DomoticsPowerBuilding.pdf - page279	6
DomoticsPowerBuilding.pdf - page288	7
DomoticsPowerBuilding.pdf - page289	8
DomoticsPowerBuilding.pdf - page290	9
DomoticsPowerBuilding.pdf - page291	10
DomoticsPowerBuilding.pdf - page292	11
DomoticsPowerBuilding.pdf - page293	12
DomoticsPowerBuilding.pdf - page294	13
DomoticsPowerBuilding.pdf - page295	14
DomoticsPowerBuilding.pdf - page296	15
DomoticsPowerBuilding.pdf - page297	16
DomoticsPowerBuilding.pdf - page298	17
DomoticsPowerBuilding.pdf - page357	18
DomoticsPowerBuilding.pdf - page358	19
DomoticsPowerBuilding.pdf - page359	20
DomoticsPowerBuilding.pdf - page360	21
DomoticsPowerBuilding.pdf - page361	22
DomoticsPowerBuilding.pdf - page362	23
DomoticsPowerBuilding.pdf - page363	24
DomoticsPowerBuilding.pdf - page364	25
DomoticsPowerBuilding.pdf - page365	26

System

TOP SYSTEM PLATES

Technopolymer	CLOUD WHITE	TITANIUM	SOFT CHROME
			
	GW 22 501 1 gang GW 22 502 2 gang GW 22 503 3 gang GW 22 504 4 gang GW 22 506 6 gang GW 22 507 4+4 gang GW 22 508 6+6 gang	GW 22 601 1 gang GW 22 602 2 gang GW 22 603 3 gang GW 22 604 4 gang GW 22 606 6 gang GW 22 607 4+4 gang GW 22 608 6+6 gang	GW 22 651 1 gang GW 22 652 2 gang GW 22 653 3 gang GW 22 654 4 gang GW 22 656 6 gang GW 22 657 4+4 gang
	TONER BLACK	SLATE	ANTIQUE GOLD
			
	GW 22 511 1 gang GW 22 512 2 gang GW 22 513 3 gang GW 22 514 4 gang GW 22 516 6 gang GW 22 517 4+4 gang	GW 22 611 1 gang GW 22 612 2 gang GW 22 613 3 gang GW 22 614 4 gang GW 22 616 6 gang GW 22 617 4+4 gang GW 22 618 6+6 gang	GW 22 661 1 gang GW 22 662 2 gang GW 22 663 3 gang GW 22 664 4 gang GW 22 666 6 gang GW 22 667 4+4 gang


Technopolymer - classic colour	ENGLISH WALNUT
	
	GW 22 671 1 gang GW 22 672 2 gang GW 22 673 3 gang GW 22 674 4 gang GW 22 676 6 gang GW 22 677 4+4 gang

TOP SYSTEM PLATES

DOMESTIC RANGES

Technopolymier - pastel colours

GERANIUM RED



- GW 22 521 1 gang
- GW 22 522 2 gang
- GW 22 523 3 gang
- GW 22 524 4 gang
- GW 22 526 6 gang
- GW 22 527 4+4 gang

VENETIAN GREEN



- GW 22 541 1 gang
- GW 22 542 2 gang
- GW 22 543 3 gang
- GW 22 544 4 gang
- GW 22 546 6 gang
- GW 22 547 4+4 gang

SKY BLUE



- GW 22 561 1 gang
- GW 22 562 2 gang
- GW 22 563 3 gang
- GW 22 564 4 gang
- GW 22 566 6 gang
- GW 22 567 4+4 gang

CLASSIC BURGUNDY



- GW 22 531 1 gang
- GW 22 532 2 gang
- GW 22 533 3 gang
- GW 22 534 4 gang
- GW 22 536 6 gang
- GW 22 537 4+4 gang

RACING GREEN



- GW 22 551 1 gang
- GW 22 552 2 gang
- GW 22 553 3 gang
- GW 22 554 4 gang
- GW 22 556 6 gang
- GW 22 557 4+4 gang

JAZZ BLUE



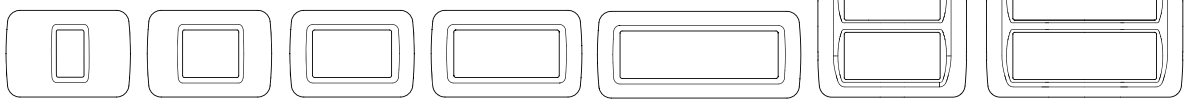
- GW 22 571 1 gang
- GW 22 572 2 gang
- GW 22 573 3 gang
- GW 22 574 4 gang
- GW 22 576 6 gang
- GW 22 577 4+4 gang

CORN YELLOW



- GW 22 581 1 gang
- GW 22 582 2 gang
- GW 22 583 3 gang
- GW 22 584 4 gang
- GW 22 586 6 gang
- GW 22 587 4+4 gang

Modularity









1 gang 2 gang 3 gang 4 gang 6 gang 4+4 gang 6+6 gang (*)

(*) Cloud white, slate and titanium

System

VIRNA PLATES

Technopolymer	CLOUD WHITE	Painted technopolymer	TITANIUM	Metallised technopolymer	SOFT CHROME
					
	GW 22 101 1 gang		GW 22 281 1 gang		GW 22 251 1 gang
	GW 22 102 2 gang		GW 22 282 2 gang		GW 22 252 2 gang
	GW 22 103 3 gang		GW 22 283 3 gang		GW 22 253 3 gang
	GW 22 104 4 gang		GW 22 284 4 gang		GW 22 254 4 gang
	GW 22 106 6 gang		GW 22 286 6 gang		GW 22 256 6 gang
	GW 22 107 4+4 gang		GW 22 287 4+4 gang		GW 22 257 4+4 gang
GW 22 108 6+6 gang	GW 22 288 6+6 gang				
	TONER BLACK		SLATE		ANTIQUE GOLD
					
	GW 22 111 1 gang		GW 22 291 1 gang		GW 22 261 1 gang
	GW 22 112 2 gang		GW 22 292 2 gang		GW 22 262 2 gang
	GW 22 113 3 gang		GW 22 293 3 gang		GW 22 263 3 gang
	GW 22 114 4 gang		GW 22 294 4 gang		GW 22 264 4 gang
	GW 22 116 6 gang		GW 22 296 6 gang		GW 22 266 6 gang
	GW 22 117 4+4 gang		GW 22 297 4+4 gang		GW 22 267 4+4 gang
			GW 22 298 6+6 gang		

Technopolymer - classic colour	ENGLISH WALNUT
	
	GW 22 271 1 gang
	GW 22 272 2 gang
	GW 22 273 3 gang
	GW 22 274 4 gang
	GW 22 276 6 gang
	GW 22 277 4+4 gang

VIRNA PLATES

DOMESTIC RANGES

Technopolymer - pastel colours

GERANIUM RED



- GW 22 121 1 gang
- GW 22 122 2 gang
- GW 22 123 3 gang
- GW 22 124 4 gang
- GW 22 126 6 gang
- GW 22 127 4+4 gang

VENETIAN GREEN



- GW 22 141 1 gang
- GW 22 142 2 gang
- GW 22 143 3 gang
- GW 22 144 4 gang
- GW 22 146 6 gang
- GW 22 147 4+4 gang

SKY BLUE



- GW 22 161 1 gang
- GW 22 162 2 gang
- GW 22 163 3 gang
- GW 22 164 4 gang
- GW 22 166 6 gang
- GW 22 167 4+4 gang

CLASSIC BURGUNDY



- GW 22 131 1 gang
- GW 22 132 2 gang
- GW 22 133 3 gang
- GW 22 134 4 gang
- GW 22 136 6 gang
- GW 22 137 4+4 gang

RACING GREEN



- GW 22 151 1 gang
- GW 22 152 2 gang
- GW 22 153 3 gang
- GW 22 154 4 gang
- GW 22 156 6 gang
- GW 22 157 4+4 gang

JAZZ BLUE



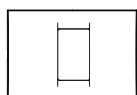
- GW 22 171 1 gang
- GW 22 172 2 gang
- GW 22 173 3 gang
- GW 22 174 4 gang
- GW 22 176 6 gang
- GW 22 177 4+4 gang

CORN YELLOW

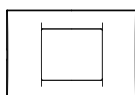


- GW 22 181 1 gang
- GW 22 182 2 gang
- GW 22 183 3 gang
- GW 22 184 4 gang
- GW 22 186 6 gang
- GW 22 187 4+4 gang

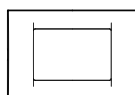
Modularity



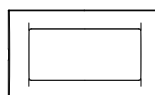
1 gang




2 gang



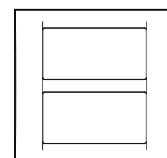
3 gang



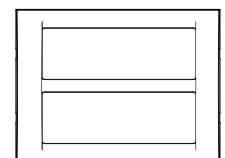
4 gang



6 gang



4+4 gang



6+6 gang (*)

(*) Cloud white, slate and titanium

System

Plates and modular devices

A range of modular devices ideal for flush-mounting solutions (for rectangular or square boxes), surface-mounting solutions, and for special applications. The domestic range is distinguished by its black satin or white gloss devices and plates in 14 colours and two different forms, modern or classic, with glossy finish. The range includes commands, socket-outlets, protection, indicators, connectors and devices for the control, safety and comfort of your home.



Technical characteristics page 355

TOP SYSTEM PLATES

TECHNOPOLYMER



GW 22 503

TOP SYSTEM - CLOUD WHITE

Code	Description	Configuration	For support codes	Pack Carton
GW 22 501	1 gang		GW24201	96
GW 22 502	2 gang		GW24262	96
GW 22 503	3 gang		GW24201	96
GW 22 504	4 gang		GW24202	96
GW 22 506	6 gang		GW24230	48
GW 22 507	4+4 gang	Overlapping	GW24240	6
GW 22 508	6+6 gang	Overlapping	GW24241	6

CHARACTERISTICS: glossy finish.




GW 22 513

TOP SYSTEM - TONER BLACK

Code	Description	Configuration	For support codes	Pack Carton
GW 22 511	1 gang		GW24201	96
GW 22 512	2 gang		GW24262	12
GW 22 513	3 gang		GW24201	96
GW 22 514	4 gang		GW24202	12
GW 22 516	6 gang		GW24230	8
GW 22 517	4+4 gang	Overlapping	GW24240	6

CHARACTERISTICS: glossy finish.

TECHNOPOLYMER, IN PASTEL COLOURS



GW 22 523

TOP SYSTEM - GERANIUM RED

Code	Description	Configuration	For support codes	Pack Carton
GW 22 521	1 gang		GW24201	24
GW 22 522	2 gang		GW24262	12
GW 22 523	3 gang		GW24201	24
GW 22 524	4 gang		GW24202	12
GW 22 526	6 gang		GW24230	8
GW 22 527	4+4 gang	Overlapping	GW24240	6

CHARACTERISTICS: glossy finish.



GW 22 533

TOP SYSTEM - CLASSIC BURGUNDY

Code	Description	Configuration	For support codes	Pack Carton
GW 22 531	1 gang		GW24201	24
GW 22 532	2 gang		GW24262	12
GW 22 533	3 gang		GW24201	24
GW 22 534	4 gang		GW24202	12
GW 22 536	6 gang		GW24230	8
GW 22 537	4+4 gang	Overlapping	GW24240	6

CHARACTERISTICS: glossy finish.



GW 22 543

TOP SYSTEM - VENETIAN GREEN

Code	Description	Configuration	For support codes	Pack Carton
GW 22 541	1 gang		GW24201	24
GW 22 542	2 gang		GW24262	12
GW 22 543	3 gang		GW24201	24
GW 22 544	4 gang		GW24202	12
GW 22 546	6 gang		GW24230	8
GW 22 547	4+4 gang	Overlapping	GW24240	6

CHARACTERISTICS: glossy finish.



GW 22 553

TOP SYSTEM - RACING GREEN

Code	Description	Configuration	For support codes	Pack Carton
GW 22 551	1 gang		GW24201	24
GW 22 552	2 gang		GW24262	12
GW 22 553	3 gang		GW24201	24
GW 22 554	4 gang		GW24202	12
GW 22 556	6 gang		GW24230	8
GW 22 557	4+4 gang	Overlapping	GW24240	6

CHARACTERISTICS: glossy finish.



GW 22 563

TOP SYSTEM - SKY BLUE

Code	Description	Configuration	For support codes	Pack Carton
GW 22 561	1 gang		GW24201	24
GW 22 562	2 gang		GW24262	12
GW 22 563	3 gang		GW24201	24
GW 22 564	4 gang		GW24202	12
GW 22 566	6 gang		GW24230	8
GW 22 567	4+4 gang	Overlapping	GW24240	6

CHARACTERISTICS: glossy finish.



GW 22 573

TOP SYSTEM - JAZZ BLUE

Code	Description	Configuration	For support codes	Pack Carton
GW 22 571	1 gang		GW24201	24
GW 22 572	2 gang		GW24262	12
GW 22 573	3 gang		GW24201	24
GW 22 574	4 gang		GW24202	12
GW 22 576	6 gang		GW24230	8
GW 22 577	4+4 gang	Overlapping	GW24240	6

CHARACTERISTICS: glossy finish.



GW 22 583

TOP SYSTEM - CORN YELLOW

Code	Description	Configuration	For support codes	Pack Carton
GW 22 581	1 gang		GW24201	24
GW 22 582	2 gang		GW24262	12
GW 22 583	3 gang		GW24201	24
GW 22 584	4 gang		GW24202	12
GW 22 586	6 gang		GW24230	8
GW 22 587	4+4 gang	Overlapping	GW24240	6

CHARACTERISTICS: glossy finish.

PAINTED TECHNOPOLYMER



GW 22 603

TOP SYSTEM - TITANIUM

Code	Description	Configuration	For support codes	Pack Carton
GW 22 601	1 gang		GW24201	12
GW 22 602	2 gang		GW24262	12
GW 22 603	3 gang		GW24201	12
GW 22 604	4 gang		GW24202	12
GW 22 606	6 gang		GW24230	8
GW 22 607	4+4 gang	Overlapping	GW24240	6
GW 22 608	6+6 gang	Overlapping	GW24241	6

CHARACTERISTICS: glossy finish.



GW 22 613

TOP SYSTEM - SLATE

Code	Description	Configuration	For support codes	Pack Carton
GW 22 611	1 gang		GW24201	12
GW 22 612	2 gang		GW24262	12
GW 22 613	3 gang		GW24201	12
GW 22 614	4 gang		GW24202	12
GW 22 616	6 gang		GW24230	8
GW 22 617	4+4 gang	Overlapping	GW24240	6
GW 22 618	6+6 gang	Overlapping	GW24241	6

CHARACTERISTICS: glossy finish.

TECHNOPOLYMER, CLASSIC COLOUR



GW 22 673

TOP SYSTEM - ENGLISH WALNUT

Code	Description	Configuration	For support codes	Pack Carton
GW 22 671	1 gang		GW24201	12
GW 22 672	2 gang		GW24262	12
GW 22 673	3 gang		GW24201	12
GW 22 674	4 gang		GW24202	12
GW 22 676	6 gang		GW24230	8
GW 22 677	4+4 gang	Overlapping	GW24240	6

DOMESTIC RANGES

METALLISED TECHNOPOLYMER



GW 22 653

TOP SYSTEM - SOFT CHROME

Code	Description	Configuration	For support codes	Pack Carton
GW 22 651	1 gang		GW24201	12
GW 22 652	2 gang		GW24262	12
GW 22 653	3 gang		GW24201	12
GW 22 654	4 gang		GW24202	12
GW 22 656	6 gang		GW24230	8
GW 22 657	4+4 gang	Overlapping	GW24240	6

CHARACTERISTICS: glossy finish.



GW 22 663


TOP SYSTEM - ANTIQUE GOLD

Code	Description	Configuration	For support codes	Pack Carton
GW 22 661	1 gang		GW24201	12
GW 22 662	2 gang		GW24262	12
GW 22 663	3 gang		GW24201	12
GW 22 664	4 gang		GW24202	12
GW 22 666	6 gang		GW24230	8
GW 22 667	4+4 gang	Overlapping	GW24240	6

CHARACTERISTICS: glossy finish.

VIRNA PLATES

TECHNOPOLYMER



GW 22 103

VIRNA - CLOUD WHITE

Code	Description	Configuration	For support codes	Pack Carton
GW 22 101	1 gang		GW24201	96
GW 22 102	2 gang		GW24262	96
GW 22 103	3 gang		GW24201	96
GW 22 104	4 gang		GW24202	96
GW 22 106	6 gang		GW24230	48
GW 22 107	4+4 gang	Overlapping	GW24240	6
GW 22 108	6+6 gang	Overlapping	GW24241	6

CHARACTERISTICS: glossy finish.




GW 22 113

VIRNA - TONER BLACK

Code	Description	Configuration	For support codes	Pack Carton
GW 22 111	1 gang		GW24201	96
GW 22 112	2 gang		GW24262	12
GW 22 113	3 gang		GW24201	96
GW 22 114	4 gang		GW24202	12
GW 22 116	6 gang		GW24230	8
GW 22 117	4+4 gang	Overlapping	GW24240	6

CHARACTERISTICS: glossy finish.

TECHNOPOLYMER, IN PASTEL COLOURS




GW 22 123

VIRNA - GERANIUM RED

Code	Description	Configuration	For support codes	Pack Carton
GW 22 121	1 gang		GW24201	24
GW 22 122	2 gang		GW24262	12
GW 22 123	3 gang		GW24201	24
GW 22 124	4 gang		GW24202	12
GW 22 126	6 gang		GW24230	8
GW 22 127	4+4 gang	Overlapping	GW24240	6

CHARACTERISTICS: glossy finish.



GW 22 133

VIRNA - CLASSIC BURGUNDY

Code	Description	Configuration	For support codes	Pack Carton
GW 22 131	1 gang		GW24201	24
GW 22 132	2 gang		GW24262	12
GW 22 133	3 gang		GW24201	24
GW 22 134	4 gang		GW24202	12
GW 22 136	6 gang		GW24230	8
GW 22 137	4+4 gang	Overlapping	GW24240	6

CHARACTERISTICS: glossy finish.



GW 22 143

VIRNA - VENETIAN GREEN

Code	Description	Configuration	For support codes	Pack Carton
GW 22 141	1 gang		GW24201	24
GW 22 142	2 gang		GW24262	12
GW 22 143	3 gang		GW24201	24
GW 22 144	4 gang		GW24202	12
GW 22 146	6 gang		GW24230	8
GW 22 147	4+4 gang	Overlapping	GW24240	6

CHARACTERISTICS: glossy finish.




GW 22 153

VIRNA - RACING GREEN

Code	Description	Configuration	For support codes	Pack Carton
GW 22 151	1 gang		GW24201	24
GW 22 152	2 gang		GW24262	12
GW 22 153	3 gang		GW24201	24
GW 22 154	4 gang		GW24202	12
GW 22 156	6 gang		GW24230	8
GW 22 157	4+4 gang	Overlapping	GW24240	6

CHARACTERISTICS: glossy finish.




GW 22 163

VIRNA - SKY BLUE

Code	Description	Configuration	For support codes	Pack Carton
GW 22 161	1 gang		GW24201	24
GW 22 162	2 gang		GW24262	12
GW 22 163	3 gang		GW24201	24
GW 22 164	4 gang		GW24202	12
GW 22 166	6 gang		GW24230	8
GW 22 167	4+4 gang	Overlapping	GW24240	6

CHARACTERISTICS: glossy finish.




GW 22 173

VIRNA - JAZZ BLUE

Code	Description	Configuration	For support codes	Pack Carton
GW 22 171	1 gang		GW24201	24
GW 22 172	2 gang		GW24262	12
GW 22 173	3 gang		GW24201	24
GW 22 174	4 gang		GW24202	12
GW 22 176	6 gang		GW24230	8
GW 22 177	4+4 gang	Overlapping	GW24240	6

CHARACTERISTICS: glossy finish.



GW 22 183

VIRNA - CORN YELLOW

Code	Description	Configuration	For support codes	Pack Carton
GW 22 181	1 gang		GW24201	24
GW 22 182	2 gang		GW24262	12
GW 22 183	3 gang		GW24201	24
GW 22 184	4 gang		GW24202	12
GW 22 186	6 gang		GW24230	8
GW 22 187	4+4 gang	Overlapping	GW24240	6

CHARACTERISTICS: glossy finish.

PAINTED TECHNOPOLYMER



GW 22 283

VIRNA - TITANIUM

Code	Description	Configuration	For support codes	Pack Carton
GW 22 281	1 gang		GW24201	12
GW 22 282	2 gang		GW24262	12
GW 22 283	3 gang		GW24201	24
GW 22 284	4 gang		GW24202	12
GW 22 286	6 gang		GW24230	8
GW 22 287	4+4 gang	Overlapping	GW24240	6
GW 22 288	6+6 gang	Overlapping	GW24241	6

CHARACTERISTICS: glossy finish.




GW 22 293

VIRNA - SLATE

Code	Description	Configuration	For support codes	Pack Carton
GW 22 291	1 gang		GW24201	12
GW 22 292	2 gang		GW24262	12
GW 22 293	3 gang		GW24201	24
GW 22 294	4 gang		GW24202	12
GW 22 296	6 gang		GW24230	8
GW 22 297	4+4 gang	Overlapping	GW24240	6
GW 22 298	6+6 gang	Overlapping	GW24241	6

CHARACTERISTICS: glossy finish.

TECHNOPOLYMER, CLASSIC COLOUR




GW 22 273

VIRNA - ENGLISH WALNUT

Code	Description	Configuration	For support codes	Pack Carton
GW 22 271	1 gang		GW24201	12
GW 22 272	2 gang		GW24262	12
GW 22 273	3 gang		GW24201	24
GW 22 274	4 gang		GW24202	12
GW 22 276	6 gang		GW24230	8
GW 22 277	4+4 gang	Overlapping	GW24240	6

METALLISED TECHNOPOLYMER




GW 22 253

VIRNA - SOFT CHROME

Code	Description	Configuration	For support codes	Pack Carton
GW 22 251	1 gang		GW24201	12
GW 22 252	2 gang		GW24262	12
GW 22 253	3 gang		GW24201	24
GW 22 254	4 gang		GW24202	12
GW 22 256	6 gang		GW24230	8
GW 22 257	4+4 gang	Overlapping	GW24240	6

CHARACTERISTICS: glossy finish.



GW 22 263

VIRNA - ANTIQUE GOLD

Code	Description	Configuration	For support codes	Pack Carton
GW 22 261	1 gang		GW24201	12
GW 22 262	2 gang		GW24262	12
GW 22 263	3 gang		GW24201	24
GW 22 264	4 gang		GW24202	12
GW 22 266	6 gang		GW24230	8
GW 22 267	4+4 gang	Overlapping	GW24240	6

CHARACTERISTICS: glossy finish.

SPECIAL PLATES, ENCLOSURES AND SUPPORTS

COMPACT SELF-SUPPORTING PLATES



GW 24 001

SELF-SUPPORTING PLATES - CLOUD WHITE



Code	Description	Configuration	For flush mounting box	For wall mounting boxes	Characteristics	Pack Carton
GW 24 001	1 gang		GW24403, GW24403PM	GW24006	Halogen free	1/120
GW 24 002	2 gang		GW24403, GW24403PM	GW24006	Halogen free	1/120
GW 24 003	3 gang		GW24403, GW24403PM	GW24006	Halogen free	1/120
GW 24 004	4 gang		GW24404, GW24404PM	-	Halogen free	1/60
GW 24 005	3+3 gang	Overlapping	GW24206	GW24007	Halogen free	1/60



GW 24 211

BLANK PLATES FOR RECTANGULAR FLUSH-MOUNTING BOXES



Code	Description	Configuration	Fixing	Colour	Characteristics	Pack Carton
GW 24 211	3 gang		With screw	Cloud white	Halogen free	1/120
GW 24 212	3 gang		With screw	Toner black	Halogen free	1/120
GW 24 213	4 gang		With screw	Cloud white	Halogen free	1/60
GW 24 214	4 gang		With screw	Toner black	Halogen free	1/60
GW 24 215	3+3 gang	Overlapping	With screw	Cloud white	Halogen free	1/60
GW 24 216	3+3 gang	Overlapping	With screw	Toner black	Halogen free	1/60

WATERTIGHT PLATES



GW 22 451

SELF-SUPPORTING WATERTIGHT PLATES FOR INSTALLATION ON FLUSH-MOUNTING RECTANGULAR BOXES - IP55

Code	Description	Colour Plate	For flush mounting box	Pack Carton
GW 22 451	3 gang	Cloud white	GW24403, GW24403PM	30
GW 22 452	3 gang	Black	GW24403, GW24403PM	30
GW 22 453	3 gang	Grey RAL 7035	GW24403, GW24403PM	30
GW 22 461	4 gang	Cloud white	GW24404, GW24404PM	30
GW 22 462	4 gang	Black	GW24404, GW24404PM	30
GW 22 463	4 gang	Grey RAL 7035	GW24404, GW24404PM	30

CHARACTERISTICS: ergonomic membrane with notches in UV-resistant material. Snap closing system. Opening made easy by wide key.

PLATES FOR PROFILES



GW 24 008

SELF-SUPPORTING PLATES FOR PROFILES AND PANELS COMPLETE WITH INSULATING BOX

Code	Description	Configuration	Colour Plate	Pack Carton
GW 24 008	1 gang		Cloud white	1/60
GW 24 009	1 gang		Toner black	1/60
GW 24 010	2 gang		Cloud white	1/60
GW 24 011	2 gang		Toner black	1/60
GW 24 022	2+2 gang	Overlapping	Cloud white	1/30
GW 24 023	2+2 gang	Overlapping	Toner black	1/30

CHARACTERISTICS: box colour, Grey RAL7035.

WALL-MOUNTING BOXES



GW 22 471

WALL-MOUNTING BOXES FOR TOP SYSTEM PLATES



Code	Suitable for	Colour	For trunking dim. (mm)	For conduits max Ø (mm)	Characteristics	Pack Carton
GW 22 471	1/2/3 gang TOP SYSTEM	Cloud white	14x8.5 30x13 20x10	16 - 20	Halogen free	3/60
GW 22 472	4 gang TOP SYSTEM	Cloud white	14x8.5 30x13 20x10	16 - 20	Halogen free	3/30

CHARACTERISTICS: fitted for fixing the earth terminal GW26407.



GW 24 006

WALL-MOUNTING BOXES FOR COMPACT SELF-SUPPORTING PLATES



Code	Suitable for	Colour	For trunking dim. (mm)	For conduits max Ø (mm)	Characteristics	Pack Carton
GW 24 006	1/2/3 gang COMPACT	Cloud white	14x8.5 30x13 20x10	16 - 20 - 25	Halogen free	3/60
GW 24 007	3+3 gang COMPACT	Cloud white	14x8.5 30x13 20x10	16 - 20 - 25	Halogen free	3/30

CHARACTERISTICS: fitted for fixing the earth terminal GW26407.



GW 32 431

WALL-MOUNTING BOXES FOR VIRNA PLATES



Code	Suitable for plates	Colour	For trunking dim. (mm)	For conduits max Ø (mm)	Characteristics	Pack Carton
GW 32 431	1/2/3 gangs	Cloud white	15x17 / 22x10 / 25x17	16 - 20	Halogen free	3/60
GW 32 432	1/2/3 gangs	Toner black	15x17 / 22x10 / 25x17	16 - 20	Halogen free	3/60

CHARACTERISTICS: fitted for fixing the earth terminal GW26407.

FREE-STANDING AND WALL-MOUNTING ENCLOSURES



GW 24 018

FREE-STANDING AND WALL-MOUNTING ENCLOSURES

Code	Description	Colour	Outer dim. LxHxD (mm)	Pack Carton
GW 24 018	4 gang	Cloud white	126x91x60	1/30
GW 24 019	4 gang	Toner black	126x91x60	1/30
GW 24 020	6 gang	Cloud white	181x91x60	1/20
GW 24 021	6 gang	Toner black	181x91x60	1/20

ACCESSORIES SUPPLIED: cable gland (for max Ø 10 mm cable), cable clamp.

SUPPORTS



GW 24 201

INSULATING SUPPORTS TO INSTALL TOP SYSTEM / VIRNA PLATES ON RECTANGULAR BOXES



Code	Description	Configuration	Fixing	Characteristics	Pack Carton
GW 24 201	3 gang		2 screws (included)	Halogen free	10/300
GW 24 202	4 gang		2 screws (included)	Halogen free	10/150
GW 24 230	6 gang		4 screws (included)	Halogen free	10/100
GW 24 240	4+4 gang	Overlapping	4 screws (included)	Halogen free	10/60
GW 24 241	6+6 gang	Overlapping	4 screws (included)	Halogen free	10/40



GW 24 262

INSULATING SUPPORTS TO INSTALL TOP SYSTEM / VIRNA PLATES ON SQUARE/RECTANGULAR BOXES



Code	Description	Fixing	Characteristics	Pack Carton
GW 24 262	2 gang	2 screws (included)	Halogen free	10/120



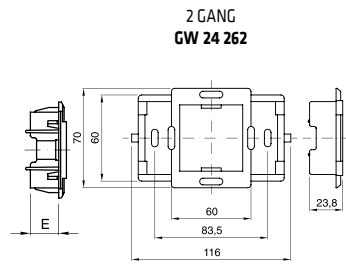
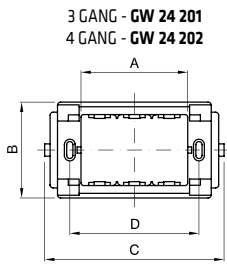
GW 26 409

SUPPORTS FOR ASSEMBLING SYSTEM DEVICES ON DIN RAIL

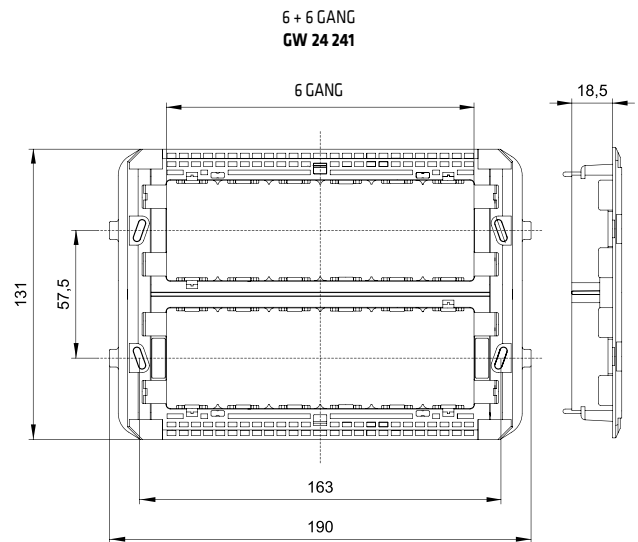
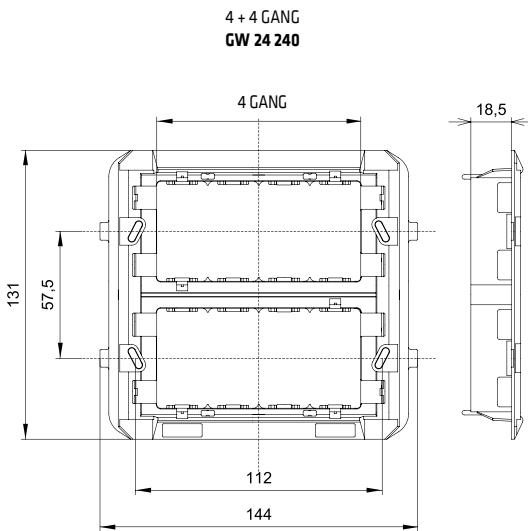
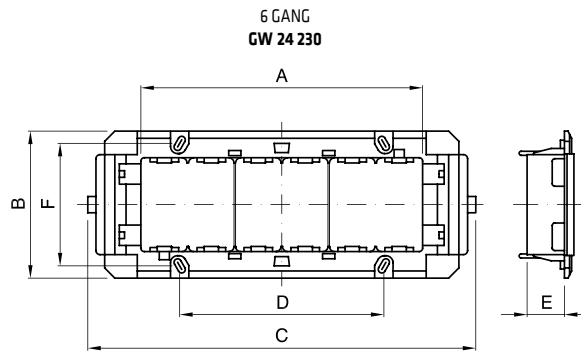
Code	Description	No. DIN modules	Pack Carton
GW 26 409	1 gang	1.5	5/300
GW 26 410	2 gang	3	5/150

Dimension tables

SUPPORTS FOR TOP SYSTEM - VIRNA

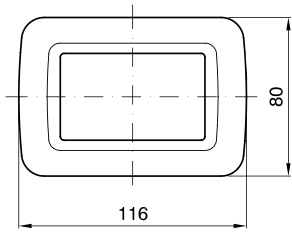


Code	GW 24 201	GW 24 202	GW 24 230
A	3 GANG	4 GANG	6 GANG
B	62	62	70
C	116	140	190
D	83.5	108.5	100
E	18.5	18.5	18.5
F	-	-	60

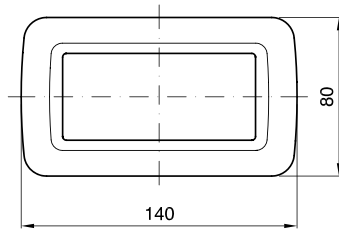


System

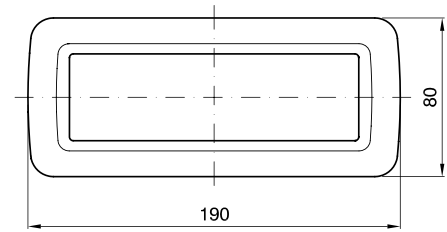
TOP SYSTEM PLATES



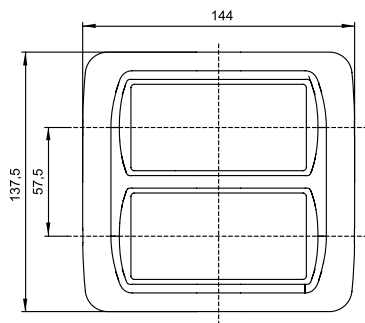
1 GANG - 2 GANG - 3 GANG



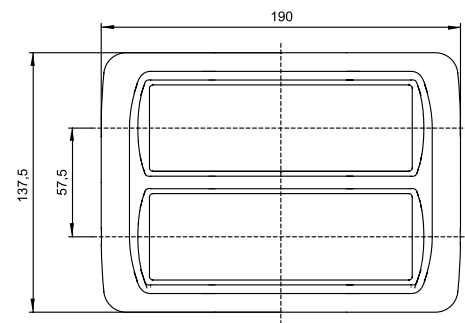
4 GANG



6 GANG

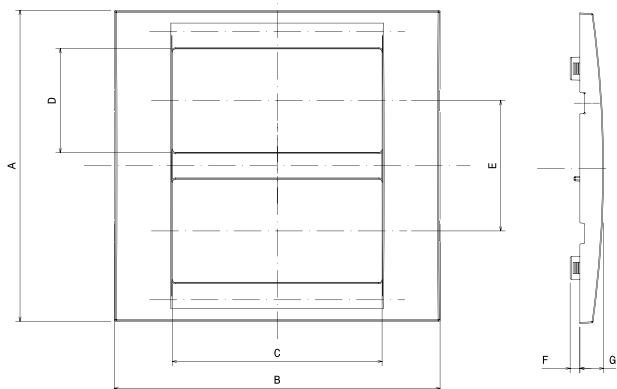
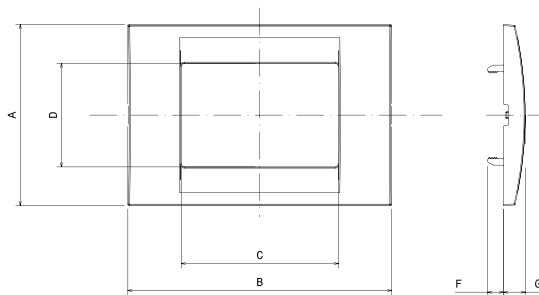


4 + 4 GANG



6 + 6 GANG

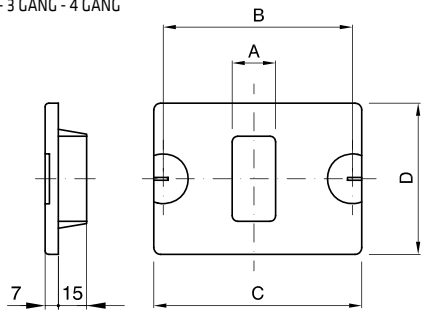
VIRNA PLATES



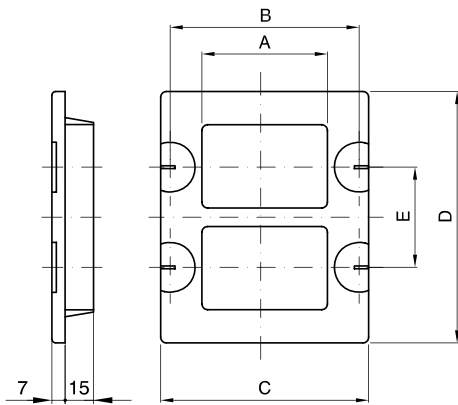
	A	B	C	D	E	F	G
1 GANG	80	116.5	23	45.7		7	9.5
2 GANG	80	116.5	46.4	45.7			9.5
3 GANG	80	116.5	69.4	45.7		7	9.5
4 GANG	80	139.6	92.6	45.7		7	9.5
6 GANG	80	190	138.8	45.7		4.3	9.5
(4+4) 8 GANG	137.2	143.8	92.6	45.7	57.5	4.3	10.5
(6+6) 12 GANG	137.2	190	138.8	45.7	57.5	4.3	10.5

COMPACT PLATES

1 GANG - 2 GANG - 3 GANG - 4 GANG



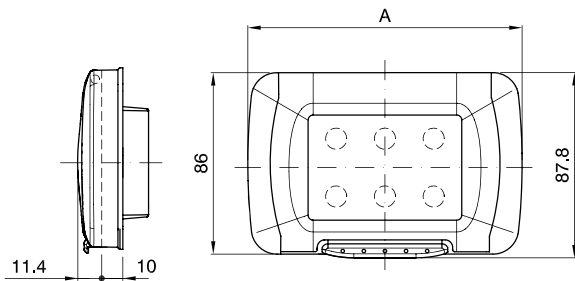
3 + 3 GANG



Compact					
Code	GW 24 001	GW 24 002	GW 24 003	GW 24 004	GW 24 005
A	1 GANG	2 GANG	3 GANG	4 GANG	3 + 3 GANG
B	83.5	83.5	83.5	108.5	83.5
C	110	110	110	134	110
D	80	80	80	80	133
E	-	-	-	-	51

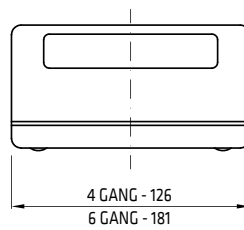
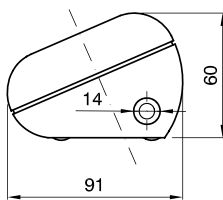
WATERTIGHT PLATES

3 GANG - 4 GANG



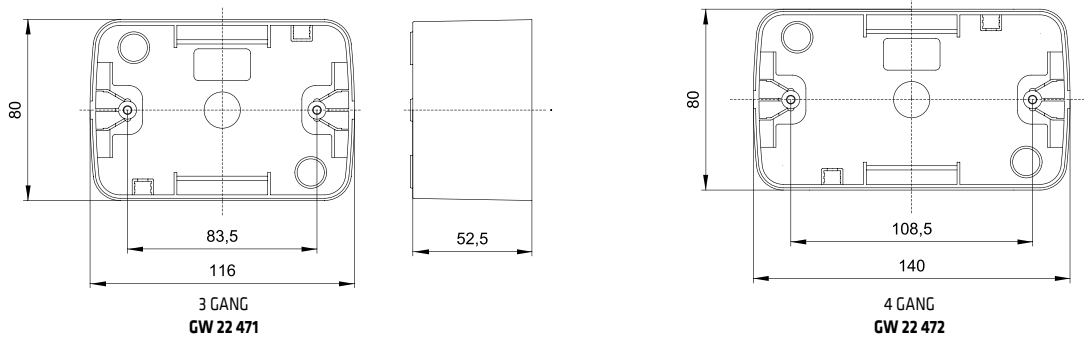
Code		A
GW 22 451	3 GANG	130
GW 22 452		
GW 22 453		
GW 22 461	4 GANG	153
GW 22 462		
GW 22 463		

FREE-STANDING BOXES

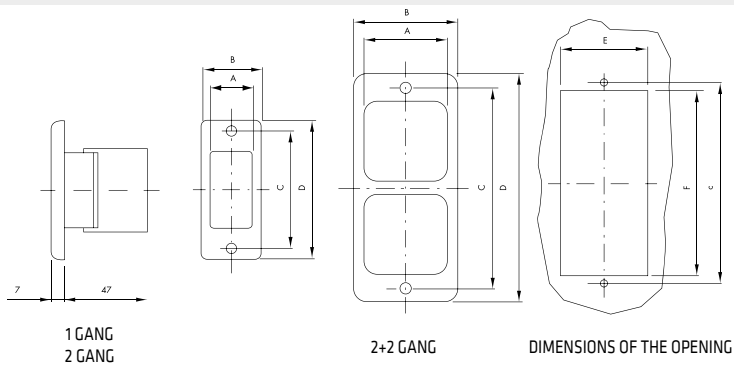


4 GANG - **GW 24 018** - **GW 24 019**
 6 GANG - **GW 24 020** - **GW 24 021**

WALL-MOUNTING BOXES FOR TOP SYSTEM PLATES

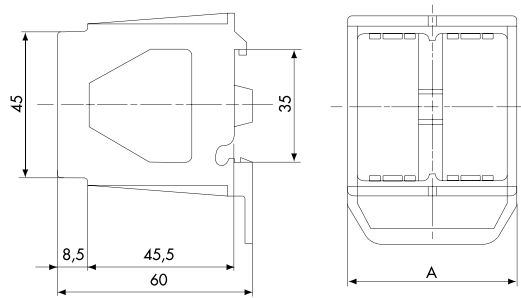


PLATES FOR PROFILES



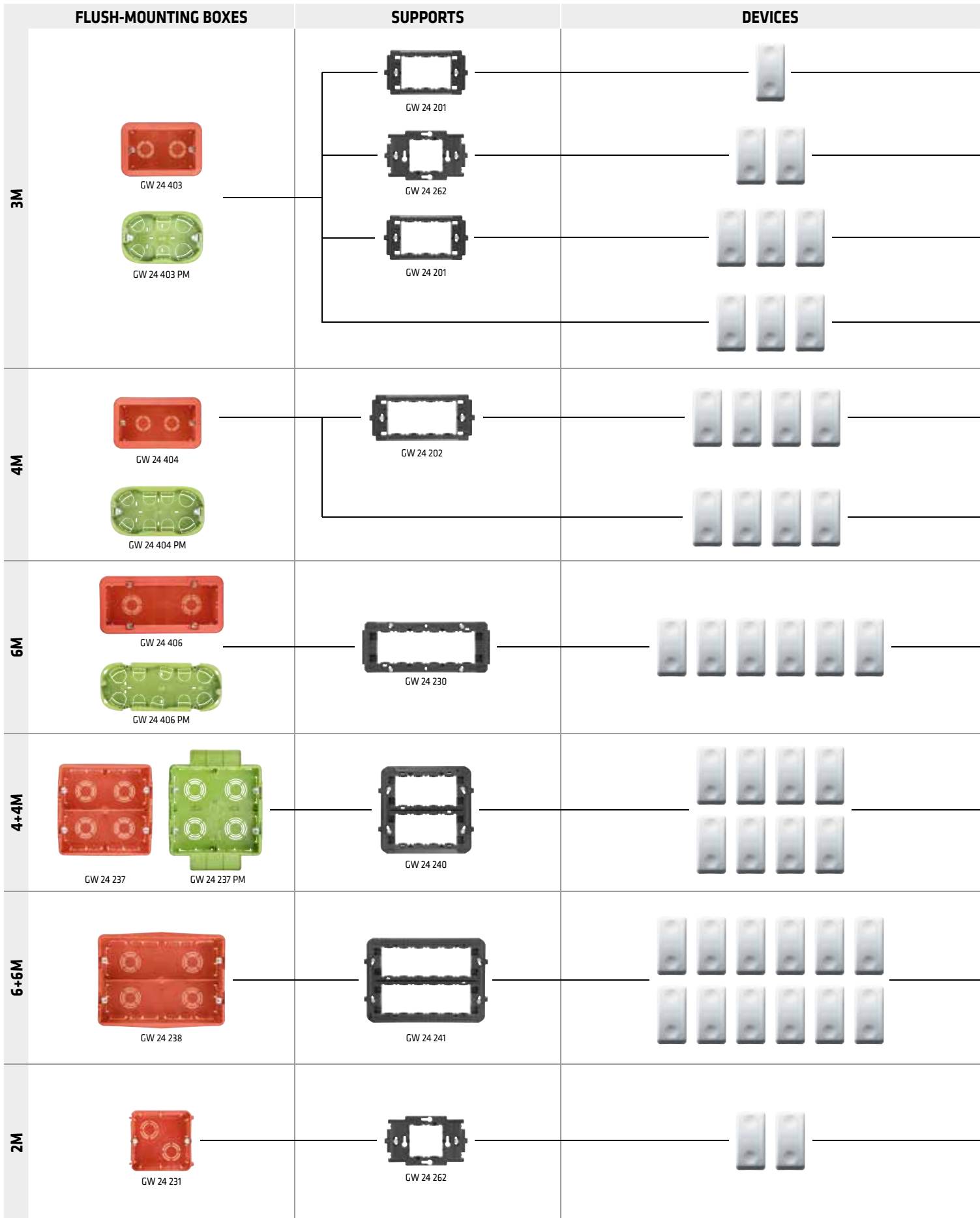
	GW 24 009 GW 24 008	GW 24 010 GW 24 011	GW 24 022 GW 24 023
A	1 GANG	2 GANG	2+2 GANG
B	34	57	57
C	66.5	66.5	117
D	80	80	130
E	27.5	50.5	50.5
F	54	54	106

DIN RAIL SUPPORT



	GW 26 410	GW 26 409
A	52.5	26.5

System



PLATES

TOP SYSTEM



GW 22 xx1

TOP SYSTEM



GW 22 xx2

TOP SYSTEM



GW 22 xx3

VIRNA



GW 22 xx1

VIRNA



GW 22 xx2

VIRNA



GW 22 xx3

IP55 Watertight self-supporting plates



GW 22 451 - GW 22 452 - GW 22 453

TOP SYSTEM



GW 22 xx4

VIRNA



GW 22 xx4

IP55 Watertight self-supporting plates



GW 22 461 - GW 22 462 - GW 22 463

TOP SYSTEM



GW 22 xx6

VIRNA



GW 22 xx6

TOP SYSTEM



GW 22 xx7

VIRNA



GW 22 xx7

TOP SYSTEM



GW 22 xx8

VIRNA



GW 22 xx8

TOP SYSTEM


































GW 22 xx2

VIRNA



GW 22 xx2

System

	WALL-MOUNTING AND FREE-STANDING BOXES	SUPPORTS	DEVICES
3M	 GW 22 471	 GW 24 201  GW 24 262  GW 24 201	  
4M	 GW 22 472	 GW 24 202	
3M	 GW 32 431 - GW 32 432	 GW 24 201  GW 24 262  GW 24 201	  
3M	 GW 24 006	 GW 24 201  GW 24 262  GW 24 201	  
3+3M VERT.	 GW 24 007		 
4M	 GW 24 018		
3+3M HORIZ.	 GW 24 020		

PLATES

TOP SYSTEM



GW 22 xx1

TOP SYSTEM



GW 22 xx2

TOP SYSTEM



GW 22 xx3

TOP SYSTEM



GW 22 xx4

VIRNA



GW 22 xx1

VIRNA



GW 22 xx2

VIRNA



GW 22 xx3

COMPACT



GW 24 001

COMPACT



GW 24 002

COMPACT



GW 24 003

COMPACT



GW 24 005